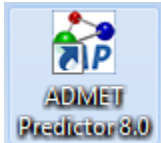


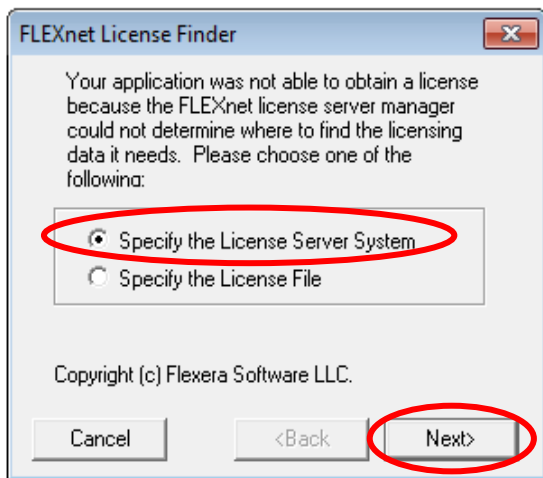


THE FOLLOWING STEPS ARE TO BE PERFORMED ONLY AFTER YOU HAVE IMPORTED THE LICENSE FILE PROVIDED TO YOU BY SIMULATIONS PLUS, INC.

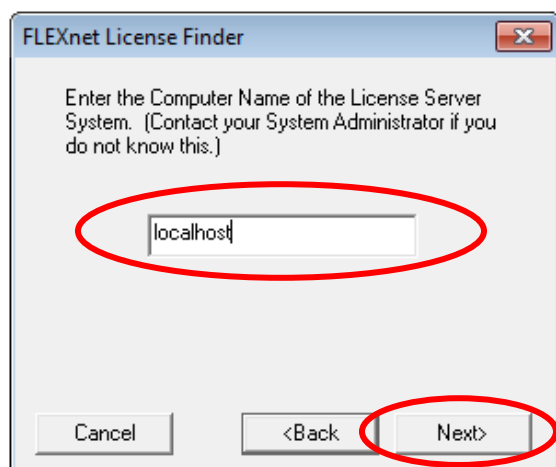
Double click on the ADMET Predictor icon to launch ADMET Predictor



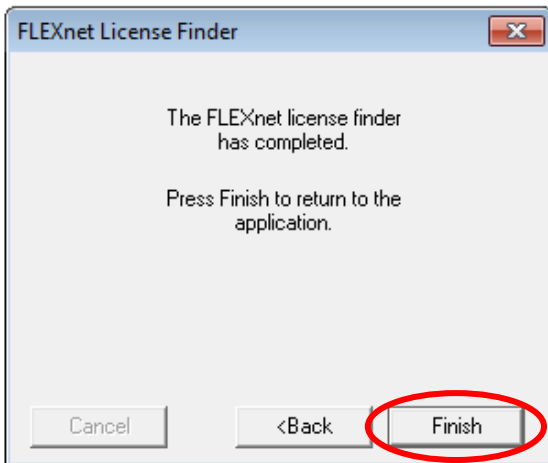
The FLEXnet License Finder dialog will be displayed the first time you run ADMET Predictor. Select the “Specify the License Server System” option, then click “Next>”



You will be asked to enter the name of the License Server. Enter “localhost” and then click “Next>”



The FLEXnet License Finder should display the completed dialog. Click on “Finish”. ADMET Predictor will now start.



If you need any further assistance, please feel free to contact us at (800) 266-9294 or email (support@simulations-plus.com).